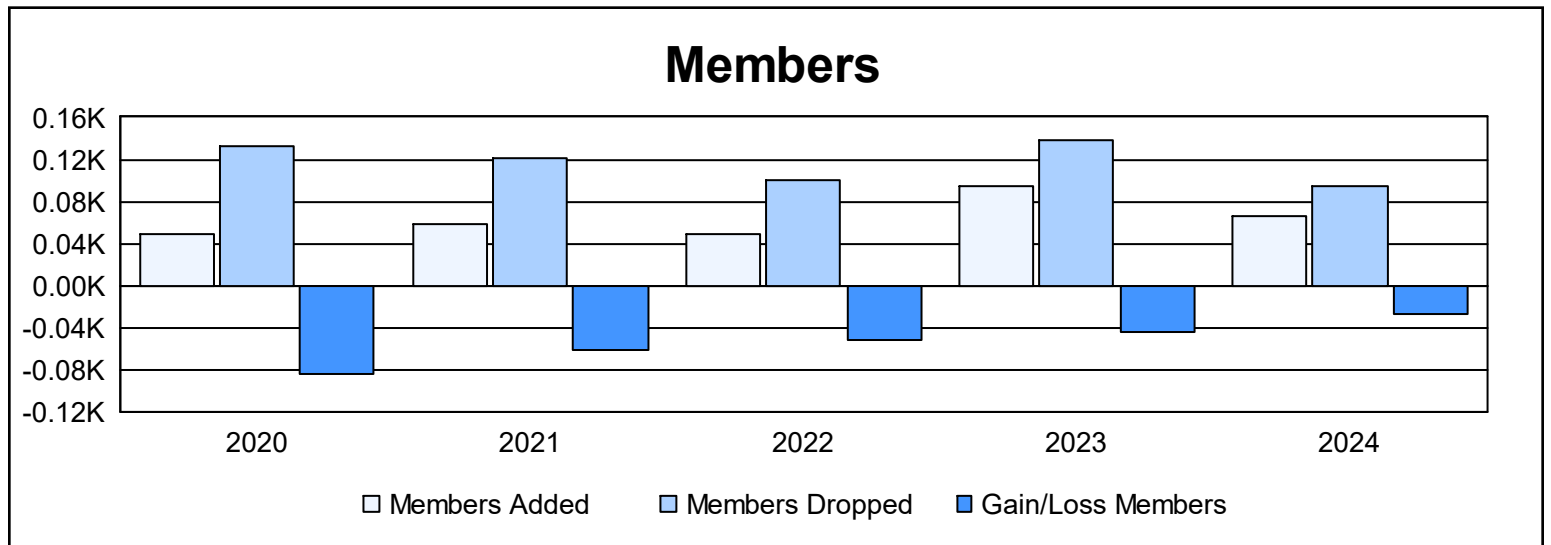
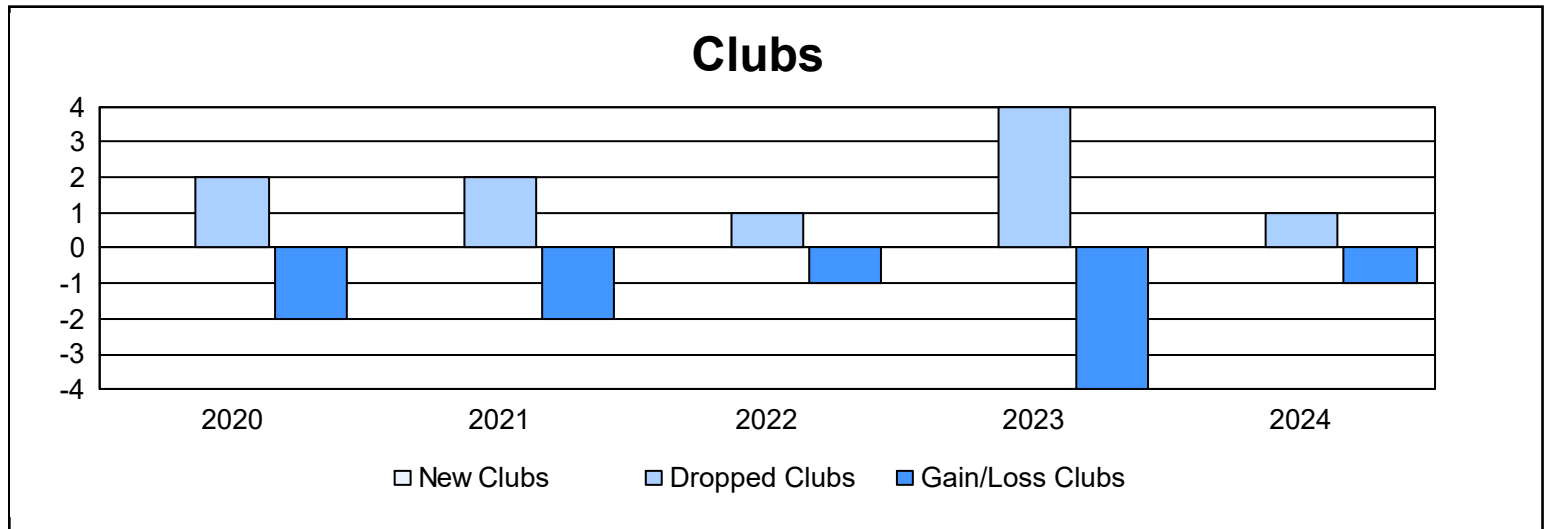
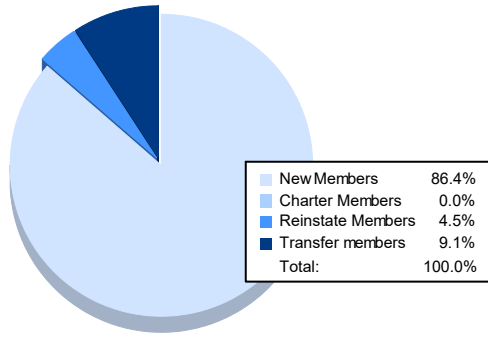


| Year | New Clubs | Dropped Clubs | Gain/ Loss Clubs | New Members | Charter Members | Reinstate Members | Transfer Members | Total Member Added | Total Members Dropped | Gain/ Loss Members |
|----------------|-----------|---------------|------------------|-------------|-----------------|-------------------|------------------|--------------------|-----------------------|--------------------|
| 2019-2020 | 0 | 2 | -2 | 44 | 0 | 0 | 4 | 48 | 133 | -85 |
| 2020-2021 | 0 | 2 | -2 | 44 | 1 | 1 | 13 | 59 | 121 | -62 |
| 2021-2022 | 0 | 1 | -1 | 46 | 0 | 1 | 2 | 49 | 101 | -52 |
| 2022-2023 | 0 | 4 | -4 | 63 | 2 | 0 | 30 | 95 | 139 | -44 |
| 2023-2024 | 0 | 1 | -1 | 57 | 0 | 3 | 6 | 66 | 94 | -28 |
| Average | 0 | 2 | -2 | 51 | 1 | 1 | 11 | 63 | 118 | -54 |



Membership Composition June 2024 Cumulative



Gender Composition June 2024 Cumulative

